



22 FISHER FI



www.smartlinerboat.com

IS PROUD TO LAUNCH ITS NEW RANGE OF MADE BY INFUSION PROCESS


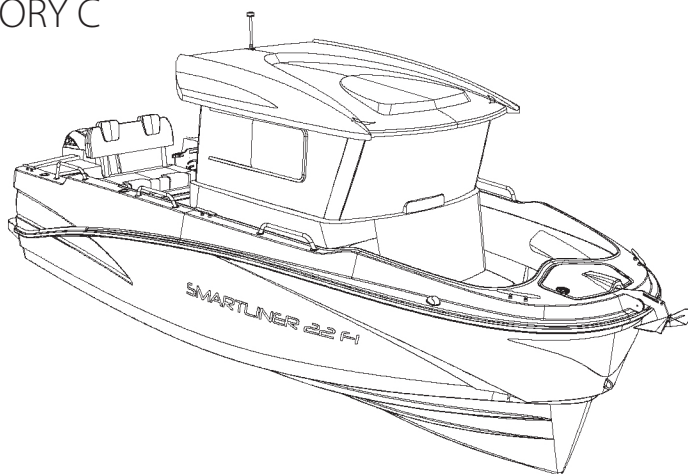


22 FISHER FI

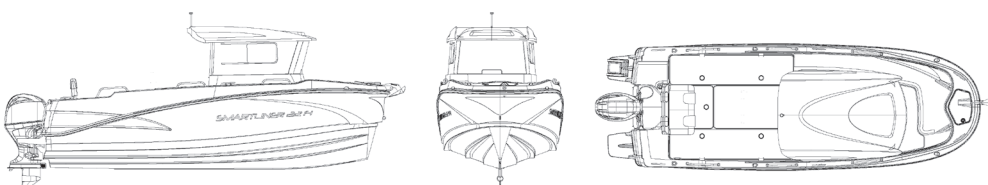


SMARTLINER 22 FISHER FI

CATEGORY C



Length	6.28 m
Width	2.24 m
Draft	0.41 m ENGINE UP
Weight	970 kg
LOAD max on plate	857 kg
Engine MAX	130 hp / 96.9 kW
FUEL TANK	140 l
CREW	7 PERSONS





22 FISHER STANDARD VERSION	
bowroller	✓
7*handrails	✓
1*pilot chair flip up	✓
2*folding benches in cabin	✓
rear bench with cutting tray	✓
4*rod holders	✓
4*cleats	✓
switch panel including USB plug	✓
anchor chamber	✓
automatic bilge pump and manual pump	✓
navigation lights	✓
front and rear boweyes	✓
130L fuel tank	✓
ladder	✓
new teleflex Xtrem™ steering system with high quality steering wheel	✓
electric wiper	✓
cabin light	✓
2*sliding windows	✓
2*glass doors	✓
back storage	✓
back opening door cockpit	✓
emergency red led	✓
PVC rub rail	✓
2*storage 2M length with locker and gas spring	✓
22 FISHER OPTION LIST	
bow cockpit cushions	
set of 2 platforms including sliding ladder with handrail	
electric windlass	
portable toilet	
roof hatch	
dual color hull	
set including 1 round table and Smartliner high performance cooler 45L (weight 11kgs)	